



请承认书

Version No.: V2.0

常州昊翔电子有限公司
Changzhou HaoXiang Electronic Co., LTD

客户名称

CUSTOMER NAME: _____

产品名称

COMMODITY : PIEZO Tweeter

产品型号

MODEL NO : TDA-C5018-20-C100

客户料号

PART NO : _____

审核

秦皓

主办

潘莲 Mar.04,2023

客户承认栏

承认

拒收

常州昊翔电子有限公司

常州声翔电子有限公司

常州公司:

江苏省常州市戚区潞城镇富民路 259 号

TEL:86-519-88371720 13585451311

Website:www.tda-buzzer.com

E-mail: sales@tda-buzzer.com sales2@tda-buzzer.com sales3@tda-buzzer.com

南通工厂:

江苏如皋市郭元镇工业园辰翔工业区

TEL:86-513-87910588 871919168

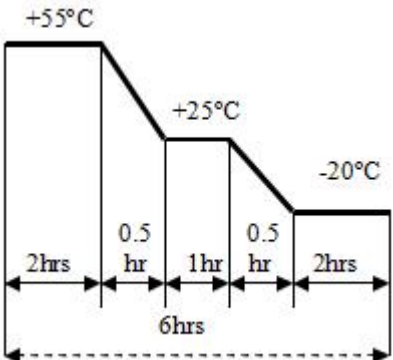
A. SCOPE

This specification applies atomization piece, **TDA-C5018-20-C100**

B. SPECIFICATION

No.	Item	Unit	Specification	Condition
1	Operating Volt	Vrms	MAX. 10	
2	Rated Volt	Vrms	2.83	
3	Electrostatic capacity	pF	100,000±30%	At 100Hz
4	Resonant Frequency Range	KHz	2.5-60	
5	Operating Frequency	KHz	20±5	
6	Sound pressure level	dB	MIN. 90	at 2.83Vrms sine wave / 30cm
7	Operating temp	°C	-20 ~ +55	
8	Storage temp	°C	-30 ~ +60	
9	Dimension	mm	Φ50.5 x H18.2	See appearance drawing
10	Weight (MAX)	gram	8.0	
11	Housing Materail		ABS	
12	Paper Cone		Mylar cone	
13	Environmental Protection Regulation		RoHS	

C. ENVIRONMENTAL TEST

No.	Item	Test conditions	Evaluation standard
1	High temp. Test	After being placed in a chamber at +55°C for 24 hours	Being placed for 6 hours at +25°C, speaker shall be measured. The SPL should be in ±10dB compared with initial one.
2	Low temp. Test	After being placed in a chamber at -20°C for 24 hours.	
3	Humidity test	After being placed in a chamber at +40°C and 90±5%RH relative humidity for 24 hours.	
4	Temp. cycle test	<p>The part shall be subjected to 5 cycles. One cycle shall be consist of:</p> 	

D. MECHANICAL CHARACTERISTICS

No.	Item	Test condition	Evaluation standard
1	Terminal strength	Applied 1kg load to the terminal for 30 sec	No damage and cutting off.
2	Vibration Test	Speaker shall be measured after being applied vibration of amplitude of 1.52mm with 10 to 55Hz band of vibration frequency to each of 3 per-pendicular directions for 2 hours.	Being placed for 6 hours at +25°C, speaker shall be measured. The SPL should be in ± 10 dB compared with initial one.
3	Drop Test	Drop the speakers contained in normal box onto the board 40mm thick 10 times from the height of 75cm	

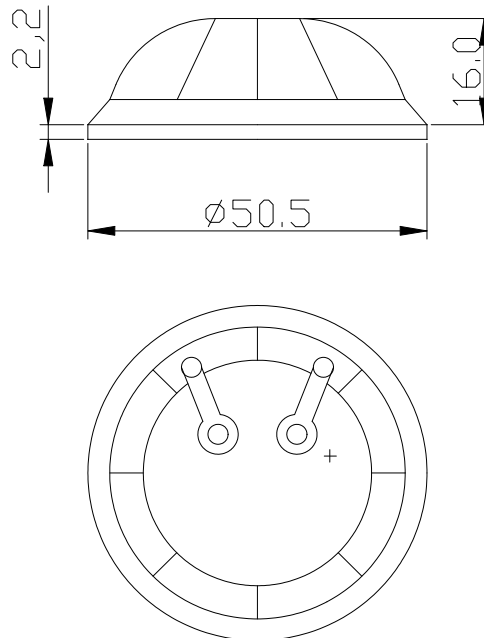
E. RELIABILITY TEST

No.	Item	Test conditions	Evaluation standard
1	Operating life test	24 hours continuous operation with rated voltage applied.	Being placed for 6 hours at +25°C, speaker shall be measured. The SPL should be in ± 10 dB compared with initial one.

TEST CONDITION.

Standard Test Condition : a) Temperature : +5 ~ +35°C b) Humidity : 45-85% c) Pressure : 860-1060mbar
 Judgement Test Condition a) Temperature : +25 \pm 2°C b) Humidity : 60-70% c) Pressure : 860-1060mbar

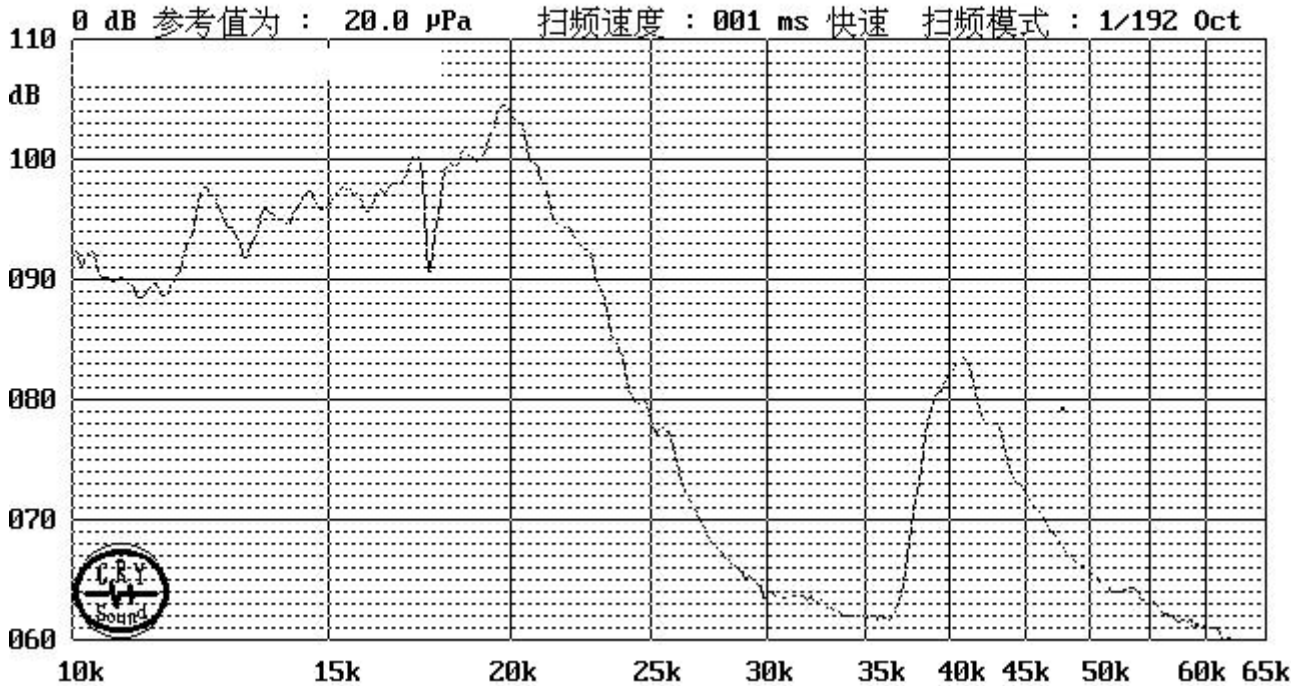
F. APPEARANCE DRAWING



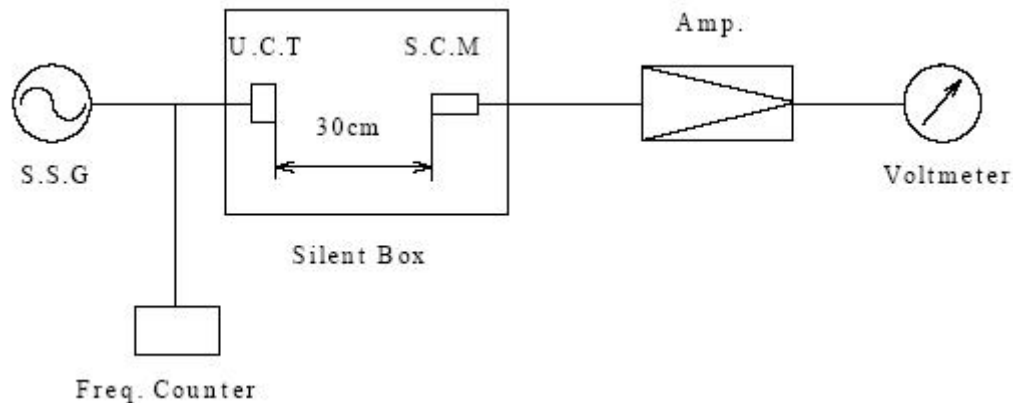
Unit:mm Tolerance : ± 0.5 mm

G. TYPICAL FREQUENCY RESPONSE CURVE

型号: _____ → 发送 T: _____ 接收 R: _____ 阻抗 Z: _____
 电压: 2830 mV Fc= 25029Hz 077.81dB Fc= 25029Hz _____ dB Fv= _____ Hz _____ Ω
 正弦波 Fo= 19810Hz 104.43dB Fo= _____ Hz _____ dB Fo= _____ Hz _____ Ω



H. MEASUREMENT CIRCUIT



S.S.G : Sine wave Signal Generator

U.C.T : Ultrasonic Ceramic Transducer

S.C.M : Standard Condenser Microphone (Brüel & Kjær 4135)

Amp. : Amplifier (Brüel & Kjær 2610)

Input Vol. : 2.83Vr.m.s

